

John P. Freeman Optional School

Zone 6

2023 Summer Kindergarten Grade Packet



Student Name _____
(Please be sure to write your initials on the line at the bottom of each page.)




Parents, we are so excited to have your student join us at John P. Freeman for the 2023-24 school year. As you may know kindergarten is a very important year as students begin to learn the foundational skills that directly shape their learning and achievement. While summer is a wonderful time to relax and enjoy some fun, it is very important that we maintain learning. It is our hope that you allot time this summer to continue your child's learning progression. The summer packet attached provides resources and activities to maintain this learning. As a note, it is always best to spend at least 20 minutes a day reading with or to your student. It is also important to begin practicing high-frequency words with your student. The list of the first 100 high-frequency words is attached. Again, we can't wait to meet you all in August. Enjoy your summer! This packet is due on the first week of school.




























Sincerely,
John P. Freeman, Kindergarten Team







Kindergarten Summer Packet Reading and Math Instructions

Student Name _____

1. This packet has 6 sections for math and reading, and it is recommended that students work on one section of reading and math each week during the summer. It is **NOT** recommended to complete this packet immediately following school dismissal **nor** the night before the packet is due. Student learning is most effective if the packet is worked on throughout the summer at a steady pace.
2. You should complete all math problems without a calculator, and you should **SHOW ALL YOUR WORK.** Use additional paper if needed. No credit will be provided if your work is not shown.
3. After completing a section, rate your understanding of each week's topic by circling the image in the chart below.
 - **Smiley face** – You understand ALL the concepts for that week and would be able to teach it to another student.
 - **Neutral face** – You understand the concepts for the most part
 - **Confused face** – You do not understand these concepts and need help reviewing.

| WEEK | MATH TOPIC | MY RATING |
|------|---|---|
| 1 | Counting to 10 and writing numbers 1-10 |    |

| | | |
|-------------|--|---|
| 2 | Counting to 20 and writing numbers 11-20 |    |
| 3 | Counting to 10 |    |
| 4 | Counting Shapes |    |
| 5 | Adding to a sum of 5 |    |
| 6 | Adding to a sum of 10 |    |
| WEEK | READING TOPIC | MY RATING |
| 1 | Writing and naming letters A, B, C, D and E. |    |
| 2 | Writing and naming letters F, G, H, and I. |    |
| 3 | Writing and naming letters J, K, L, and M. |    |
| 4 | Writing and naming letters N, O, P, and Q. |    |

| | | |
|---|--|---|
| 5 | Writing and naming letters R, S, T, and U. |    |
| 6 | Writing and naming letters W, X, Y, and Z. Writing your first and last name. |    |

Kindergarten Reading and Math Assignments

How to access all books for the assigned readings is located on RISING KINDERGARTER RESOURCE page in this Packet.

| | READING/WRITING | MATH |
|-------------------|---|--|
| Week One | Read " The Monster at the end of this Book " and complete book report #1. Practice writing and naming letters A, B, C, D and E. | Practice counting to ten verbally. Practice writing numbers 1-10. |
| Week Two | Read " Library Lion " and complete book report #2. Practice writing and naming letters F, G, H, and I. | Practice counting to 20 verbally. Practice writing numbers 11-20. |
| Week Three | Read " No David " and complete book report #3. Practice writing and naming letters J, K, L, and M. | Complete counting worksheet on numbers 1-10. |
| Week Four | Read " Don't let the Pigeon Drive the Bus " and complete book report #4. Practice writing and naming letters N, O, P, and Q. | Complete the worksheet on counting and coloring shapes. |
| Week Five | Read " If You Give a Mouse a Cookie " and complete book report #5. Practice writing and naming letters R, S, T, and U. | Complete worksheet on adding numbers 1-5. |
| Week Six | Read " We don't Eat Our Classmates " and complete book report #6. Practice writing and naming letters W, X, Y, and Z. | Complete worksheet on adding numbers 1-10. |

| | | |
|--|---------------------------------------|--|
| | Practice writing first and last name. | |
|--|---------------------------------------|--|

What do I do if I don't understand something?

- Use your resources (online help sites, videos, parents, siblings, etc.)
- You may use the reference links in this packet to help you.
- Make a note of the topic/question and ask your teacher to review it during the first week of school.

What happens next?

- Concepts will be reviewed and discussed during the first week of school.
- Students will receive both a participation grade and an assessment grade, based on the packet completion.

We are excited about working with all the students entering Kindergarten in 2023-2024. We want all students to feel prepared, confident, and successful for all of the important new concepts they will learn next year.

Rising Kindergarten Resources

To access additional resources including the six books students are to read for the summer learning assignments, please follow the following steps.

1. Open your internet browser and type the following into the url bar or click the link. <https://www.waltonclass.com/home>
2. Once you have accessed the homepage, click on the Summer Learning Packet tab.
3. Once you are on the Summer Learning Packet Page you will find the links to the assigned readings as well as read alouds to the assigned readings. You will also find videos on the alphabet and counting.

Fry Words – The First Hundred

List 1

the
of
and
a
to
in
is
you
that
it
he
was
for
on
are
as
with
his
they
I
at
be
this
have
from

List 2

or
one
had
by
words
but
not
what
all
were
we
when
your
can
said
there
use
an
each
which
she
do
how
their
if

List 3














will
up
other
about
out
many
then
them
these
so
some
her
would
make
like
him
into
time
has
look
two
more
write
go
see

List 4

number
no
way
could
people
my
than
first
water
been
called
who
am
its
now
find
long
down
day
did
get
come
made
may
part














NAME: _____

Directions: Trace each letter below.

| | |
|--|-----------------|
| Aa  | A a A a A a A a |
| Bb  | B b B b B b B b |
| Cc  | C c C c C c C c |
| Dd  | D d D d D d D d |
| Ee  | E e E e E e E e |
| Ff  | F f F f F f F f |
| Gg  | G g G g G g G g |
| Hh  | H h H h H h H h |
| Ii  | I i I i I i I i |
| Jj  | J j J j J j J j |
| Kk  | K k K k K k K k |
| Ll  | L l L l L l L l |
| Mm  | M m M m M m M m |

NAME: _____

Directions: Trace each letter below.

| | | |
|----|---|-----------------|
| Nn |  | N n N n N n N n |
| Oo |  | O o O o O o O o |
| Pp |  | P p P p P p P p |
| Qq |  | Q q Q q Q q Q q |
| Rr |  | R r R r R r R r |
| Ss |  | S s S s S s S s |
| Tt |  | T t T t T t T t |
| Uu |  | U u U u U u U u |
| Vv |  | V v V v V v V v |
| Ww |  | W w W w W w W w |
| Xx |  | X x X x X x X x |
| Yy |  | Y y Y y Y y Y y |
| Zz |  | Z z Z z Z z Z z |


Book Report #1

NAME: _____

Book Title:

Author:

Directions: In the box below, draw your favorite part of the story.




Book Report #2

NAME: _____

Book Title:

Author:

Directions: In the box below, draw your least favorite part of the story.

A large dashed rectangular box with rounded corners, intended for drawing the least favorite part of the story.


Book Report #3

NAME: _____

Book Title:

Author:

Directions: In the box below, draw the setting. The setting is where the story takes places. For example a forest, a castle, in a park, etc.




Book Report #4

NAME: _____

Book Title:

Author:

Directions: In the box below, draw a character from your book.




Book Report #5

NAME: _____

Book Title:

Author:

Directions: In the box below, draw a picture of how the story ended.

A large dashed rectangular box with rounded corners, intended for a drawing. It occupies the bottom half of the page.

Book Report #6

NAME: _____

Book Title:

Author:

Directions: In the box below, draw the story in order from beginning to end.

FIRST:

NEXT:

LAST:

Name: _____

Date: _____

I can write my name



Directions: Practice writing your name in the spaces below.

Handwriting practice lines consisting of solid blue top and bottom lines and a dashed red middle line. There are ten sets of these lines for practice.

Name: _____

Pre-K/Kinder

Writing numbers

Tracing numbers 1-5

Directions: Trace all the numbers.

1

1

1

1

1

2

2

2

2

2

3

3

3

3

3

4

4

4

4

4

5

5

5

5

5

Name: _____

Pre-K/Kinder

Writing numbers

Tracing numbers 6-10

Directions: Trace all the numbers.

6 6 6 6 6

7 7 7 7 7

8 8 8 8 8

9 9 9 9 9

10 10 10 10 10

Name: _____

Pre-K/Kinder

Writing numbers

Tracing numbers 11-15

Directions: Trace all the numbers.

11 11 11 11 11

12 12 12 12 12

13 13 13 13 13

14 14 14 14 14

15 15 15 15 15

Name: _____

Pre-K/Kinder

Writing numbers

Tracing numbers 16-20

Directions: Trace all the numbers.

16 16 16 16 16


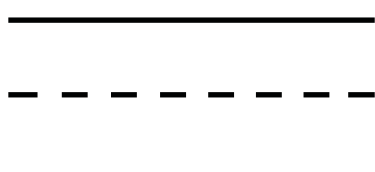

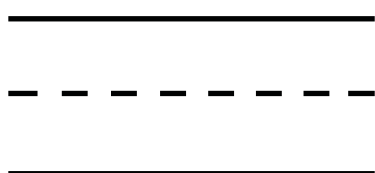

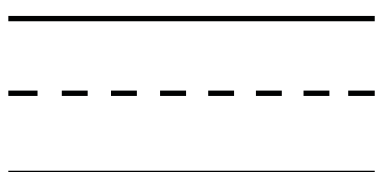
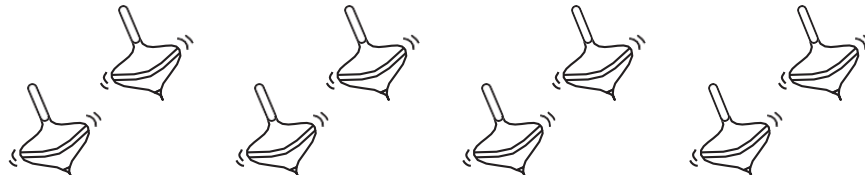
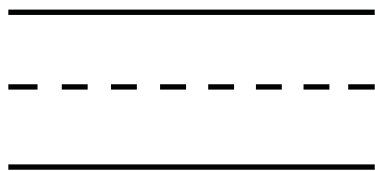

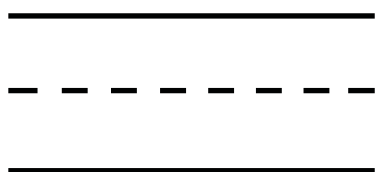
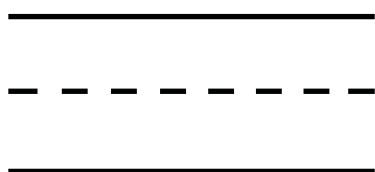
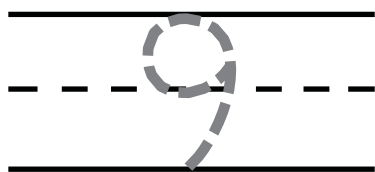
17 17 17 17 17

18 18 18 18 18

19 19 19 19 19

20 20 20 20

Directions: Count the number of toys in each row. Write how many there are.



Basic Shapes: Color and Count



circle



square




triangle



rectangle

Directions: Color each shape according to the box above and then count the number of each shape to answer the questions below.



How many squares are there? _____

How many circles are there? _____




How many triangles are there? _____




How many rectangles are there? _____

Name _____ Date _____




Safari Addition



Directions: How many are there? Count the animals and write that number in the box.

 $+$  $=$ 

 $+$  $=$ 

 $+$  $=$ 

 $+$  $=$ 

 $+$ $=$ 

Name: _____

Adding Rain Drops

Add the numbers in the clouds. If you need help, count the rain drops.

$$\begin{array}{c} \text{2} \\ \text{☁} \\ \text{☾ ☾} \end{array} + \begin{array}{c} \text{5} \\ \text{☁} \\ \text{☾ ☾ ☾ ☾ ☾} \end{array} = \begin{array}{c} \text{☁} \end{array}$$

$$\begin{array}{c} \text{1} \\ \text{☁} \\ \text{☾} \end{array} + \begin{array}{c} \text{4} \\ \text{☁} \\ \text{☾ ☾ ☾ ☾} \end{array} = \begin{array}{c} \text{☁} \end{array}$$

$$\begin{array}{c} \text{3} \\ \text{☁} \\ \text{☾ ☾ ☾} \end{array} + \begin{array}{c} \text{6} \\ \text{☁} \\ \text{☾ ☾ ☾ ☾ ☾ ☾} \end{array} = \begin{array}{c} \text{☁} \end{array}$$

$$\begin{array}{c} \text{4} \\ \text{☁} \\ \text{☾ ☾ ☾ ☾} \end{array} + \begin{array}{c} \text{2} \\ \text{☁} \\ \text{☾ ☾} \end{array} = \begin{array}{c} \text{☁} \end{array}$$